

This document contains a variety of formatted elements that are used to test document rendering quality during file conversion

## Font Formatting

Source Sans Pro Light, 14 pt.

Simple text in Times New Roman 12 followed by an empty paragraph<sub>subscript</sub> and<sup>superscript</sup>.

Various characters: ‘ “ & < > £ ¥ § ¨ © ª « ® » ¼

Paragraph with multiple segments of text formatted in different fonts, sizes and colors. Very different sizes and colors including **bold**, *italic*, underline and 1 2 3 4 5 ~~strike through~~. Make sure that the lines wrapped in the same way in Word and in Pdf.

This text has shading and highlighting and borders, and it is supported.

## Paragraph Formatting

Paragraph shading should not form empty gaps even with spacing 12 after.

Centered paragraph with a line break had a problem.

Centered paragraph with a line break had a problem.

Right aligned paragraphs must be right aligned properly.

Right aligned paragraph with line break works well.

Right aligned paragraph with line break works well.

This paragraph has a border.

Right aligned condensed text had a problem.

Right aligned expanded text had a problem.

Spacing after and before do not add up, just the greater is used. This paragraph has 12 after. Also, when indents are different, the shading does not join.

This paragraph has 12 before, but in total there is only 12 above. Also note that shading belongs to the paragraph at the top and shading of this paragraph does not go down unless next paragraph has shading too. There are 24 points below.

There are 24 points above, but the gap between this and previous paragraph is only 24.

This paragraph is a test for double line spacing. This paragraph is a test for double line spacing. It also have 0.5” for the first line.

This is a test for 1.5 line spacing. This is a test for 1.5 line spacing. Also has -0.5” indent for the first line.

This paragraph has a page break



This document contains a variety of formatted elements that are used to test document rendering quality during file conversion

## **Lists**

### **Numbered list:**

1. Item 1
2. Item 2
  - a. Item 2.1
  - b. Item 2.2
3. Item 3

### **Bulleted list:**

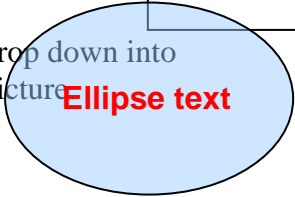
- Item 1
- Item 2
  - Item 2.1
  - Item 2.2
- Item 3

This document contains a variety of formatted elements that are used to document rendering quality during file conver



## Images

This section starts from a new page.  
There is an image in a black border in the top right corner, but it will drop down into the text. There is also a transparent ellipse with text that overlaps the picture



Inline JPEG in a separate paragraph.



Inline GIF scaled 50% and WMF scaled 25% in a paragraph. This text is before the

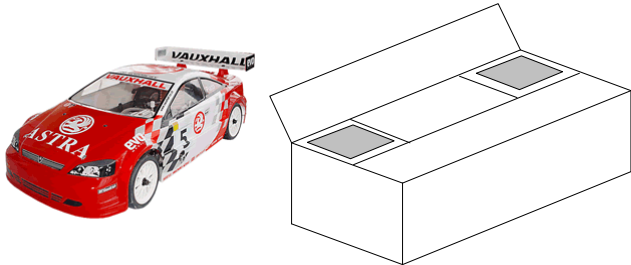




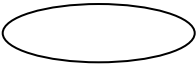
image and  
image.

this text is after the

Images in a table. Left and right aligned.

			
---	--	--	---

Inline text box **Textbox text.** is here and inline ellipse is here.



New section that starts from a new page is here.  
It has portrait orientation and margins.

Fields

Merge field «FirstName»  
Page number 5  
Hyperlink [Aspose.com](#)  
TOC

Font Formatting ..... 1  
Paragraph Formatting ..... 1  
Non-English Characters ..... 2  
Tables ..... 2  
Lists ..... 3  
Images ..... 4  
Fields ..... 5

Form Fields

Edit test text  
Checkbox ☐  
Combobox Line 2

Footnotes and Endnotes

This line has a footnote at the end.<sup>1</sup>  
This line has an endnote at the end.<sup>i</sup>

---

<sup>i</sup> Endnote 1.

---

<sup>1</sup> Footnote 1.